


EFU LIFE ASSURANCE LIMITED
Statement of Changes in Net Assets
As on 31st December 2018

	Managed Growth Fund	Guaranteed Growth Fund	Capital Growth Fund	Aitemad Growth Fund	Pension Fund	Aggressive Fund	Takaful Growth Fund	Takaful Aggressive Fund
-----Rupees in '000-----								
Fund brought forward	91,669,968	1,590,433	216,976	3,490,103	26,156	39,249	2,194,232	15,907
Value of creation of units	18,385,187	519,946	2,818	1,370,189	919	89,360	1,687,505	34,240
Increase (decrease) in value of investments in the financial year	(3,373,988)		(9,240)	222,379	(1,341)	23,239	82,511	1,919
Other income	2,622,033	110,057	14,086	(88,265)	1,598	12,270	34,913	8,991
	17,633,231	630,003	7,665	1,504,303	1,176	124,869	1,804,929	45,150
Total income	109,303,199	2,220,436	224,641	4,994,406	27,332	164,117	3,999,161	61,057
Management charges	(1,420,546)	(25,357)	(3,111)	(62,245)	(369)	(847)	(40,142)	(271)
Tax paid								
Other expenditure								
Increase (decrease) in provisions								
Value of cancellation of units	(13,492,528)	(311,112)	(24,708)	(538,295)	(2,890)	(4,721)	(593,293)	(12,063)
Total expenditure	(14,913,074)	(336,469)	(27,820)	(600,539)	(3,259)	(5,568)	(633,435)	(12,334)
Fund carried forward	94,390,125	1,883,967	196,821	4,393,866	24,073	158,550	3,365,726	48,723


 Director



 Director


 Managing Director &
 Chief Executive



 Chairman

EFU LIFE ASSURANCE LIMITED
Statement of Net Assets
As on 31st December 2018

	Managed Growth Fund	Guaranteed Growth Fund	Capital Growth Fund	Aitemad Growth Fund	Pension Fund	Aggressive Fund	Takaful Growth Fund	Takaful Aggressive Fund
-----Rupees in '000-----								
Bank Balance	1,128,428	122,751	3,461	106,453	5,288	4,025	36,984	245,903
Total Value of Investment	89,731,516	1,699,776	193,672	4,189,396	18,816	130,542	3,415	2,955,519
Accrued Interest / Dividend Receivable / Payable	750,843.35	25,003		20,044	12	0	(5)	16,840
	2,787,024.09	36,670	(306)	78,690.88	(14)	24,002	8,335	147,878
Total Fund Value	94,397,811	1,884,199	196,827	4,394,584	24,102	158,569	48,729	3,366,141
Management Charges	(11,638)	(232)	(24)	(542)	(3)	(20)	(6)	(415)
Cost of Disposition	3,952		19	(176.03)	(26)			
Net Assets Value	94,390,125	1,883,967	196,821	4,393,866	24,073	158,550	48,723	3,365,726


 Director


 Director


 Managing Director &
 Chief Executive


 Chairman


EFU Life Assurance Limited
Statement of Investment Performance Measurement of the Unit Linked Funds
As on 31st December 2018


Previous 10 Years					
Sr. No.	Name of the Unit Linked Fund	Type of Fund	Bid price at the beginning of the period (A) 28-Dec-2008	Bid price at the ending of the period (B) 31-Dec-2018	Investment Yield % $Y = ((B/A) - 1) \times 100$
1	Managed Growth Fund		562.51	1,578,0533	180.538%
2	Capital Growth Fund		180.19	385.7609	114.086%
3	Artemad Growth Fund		482.52	1,298.2751	169.061%
4	Pension Fund		101.8	297.8920	192.625%
5	Guaranteed Growth Fund		475	929.8355	95.755%


- Note:**
- 1 Fund prices of MGF, CGF, AGF & PF are as of 28th Dec 2008, due to weekly pricing mechanism at the time
 - 2 Fund GGF was started on 07 October 2009 therefore its initial price as on 7th October 2009 is taken

Previous 05 Years					
Sr. No.	Name of the Unit Linked Fund	Type of Fund	Bid price at the beginning of the period (A) 31-Dec-2013	Bid price at the ending of the period (B) 31-Dec-2018	Investment Yield % $Y = ((B/A) - 1) \times 100$
1	Managed Growth Fund		1,094.3900	1,578,0533	44.195%
2	Capital Growth Fund		297.7900	385.7609	29.541%
3	Artemad Growth Fund		875.7900	1,298.2751	48.240%
4	Pension Fund		216.0400	297.8920	37.887%
5	Guaranteed Growth Fund		702.7200	929.8355	32.319%

Previous 12 Months					
Sr. No.	Name of the Unit Linked Fund	Type of Fund	Bid price at the beginning of the period (A) 31-Dec-2017	Bid price at the ending of the period (B) 31-Dec-2018	Investment Yield % $Y = ((B/A) - 1) \times 100$
1	Managed Growth Fund		1,614.6100	1,578,0533	-2.264%
2	Capital Growth Fund		387.0300	385.7609	-0.328%
3	Artemad Growth Fund		1,274.7500	1,298.2751	1.845%
4	Pension Fund		299.3600	297.8920	-0.490%
5	Guaranteed Growth Fund		884.8400	929.8355	5.085%
6	Aggressive Fund		753.0300	1,138,8998	51.242%
7	Takaful Growth Fund		1,030.8260	1,052,0939	2.063%
8	Takaful Aggressive Fund		681.2672	1,061.9954	55.885%


 Director


 Director


 Managing Director &
 Chief Executive


 Chairman