


EFU LIFE ASSURANCE LIMITED
Statement of Changes in Net Assets
As on 31st December 2016


	Managed Growth Fund	Guaranteed Growth Fund	Capital Growth Fund	Aitemad Growth Fund	Pension Fund	Takaful Growth Fund
Fund brought forward	78,851,438,661	1,353,375,549	272,514,003	1,848,314,728	21,957,215	61,038,192
Value of creation of units	15,446,051,046	319,656,675	154,179	833,133,635	930,883	1,318,163,327
Increase (decrease) in value of investments in the financial year	7,388,545,740		11,131,543	255,808,887	2,185,822	73,455,786
Other income	7,148,372,149	88,827,589	19,778,953	208,808,875	1,720,448	40,870,101
	29,982,968,935	408,484,264	31,064,675	1,297,751,397	4,837,153	1,432,489,213
Total income	108,834,407,596	1,761,859,813	303,578,678	3,146,066,125	26,794,368	1,493,527,406
Management charges	(1,229,108,233)	(22,041,333)	(4,135,866)	(34,112,998)	(350,615)	(9,741,566)
Tax paid						
Other expenditure	(52,738,299)		(56,027)	(2,474,501)		
Increase (decrease) in provisions						
Value of cancellation of units	(17,145,299,496)	(241,960,614)	(43,887,390)	(260,768,774)	(1,092,935)	(188,118,959)
Total expenditure	(18,427,146,028)	(264,001,947)	(48,079,283)	(297,356,273)	(1,443,550)	(197,860,524)
Fund carried forward	90,407,261,568	1,497,857,867	255,499,395	2,848,709,852	25,350,818	1,295,666,881



 Director Director Managing Director & Chief Executive Chairman

EFU LIFE ASSURANCE LIMITED
Statement of Net Assets
As on 31st December 2016

	Managed Growth Fund	Guaranteed Growth Fund	Capital Growth Fund	Aitemad Growth Fund	Pension Fund	Takaful Growth Fund
Bank Balance	603,965,674	70,585,517	26,630,812	134,701,496	2,858,785	125,468,488
Total Value of Investment	87,623,479,501	1,399,000,000	228,675,127	2,664,748,625	22,418,097	1,081,087,906
Accrued Interest / Dividend Receivable / Payable	1,583,733,184	12,622,085	337,500	9,377,987	103,131	2,053,951
	755,462,704	15,711,824	202,524	45,293,643.26	547	87,109,785
Total Fund Value	90,566,641,064	1,497,919,425	255,845,964	2,854,121,751	25,380,560	1,295,720,130
Management Charges	(3,721,917)	(61,558)	(10,514)	(117,293)	(1,043)	(53,249)
Cost of Disposition	(155,657,579)		(336,054)	(5,294,606)	(28,699)	
Net Assets Value	90,407,261,568	1,497,857,867	255,499,395	2,848,709,852	25,350,818	1,295,666,881



 Director Director Managing Director & Chief Executive Chairman

EFU Life Assurance Limited
Statement of Investment Performance Measurement of the Unit Linked Funds
For the Period ended December 31 2016


Previous 10 Years					
Sr. No.	Name of the Unit Linked Fund	Type of Fund	Bid price at the beginning of the period (A)	Bid price at the ending of the period (B)	Investment Yield % $Y = \frac{(B/A) - 1}{100}$
			31-Dec-2005	31-Dec-2015	
1	Managed Growth Fund		537.47	1,714.97	219.081%
2	Capital Growth Fund		130.91	407.70	211.435%
3	Aitemad Growth Fund		475.00	1,398.41	194.402%
4	Pension Fund		104.53	298.56	185.621%
5	Guaranteed Growth Fund		475.00	847.00	78.316%

Note:

- 1 Fund GGF was started on 07 October 2009 therefore its initial price as on 7th October 2009 is taken
- 2 Fund AGF was started on 24 February 2008 therefore its initial price as on 24 February 2008 is taken

Previous 05 Years					
Sr. No.	Name of the Unit Linked Fund	Type of Fund	Bid price at the beginning of the period (A)	Bid price at the ending of the period (B)	Investment Yield % $Y = \frac{(B/A) - 1}{100}$
			31-Dec-2010	31-Dec-2015	
1	Managed Growth Fund		821.20	1,714.97	108.837%
2	Capital Growth Fund		240.05	407.70	69.840%
3	Aitemad Growth Fund		647.54	1,398.41	115.957%
4	Pension Fund		156.09	298.56	91.274%
5	Guaranteed Growth Fund		593.88	847.00	42.621%

Previous 12 Months					
Sr. No.	Name of the Unit Linked Fund	Type of Fund	Bid price at the beginning of the period (A)	Bid price at the ending of the period (B)	Investment Yield % $Y = \frac{(B/A) - 1}{100}$
			31-Dec-2014	31-Dec-2015	
1	Managed Growth Fund		1,461.35	1,714.97	17.355%
2	Capital Growth Fund		367.22	407.70	11.024%
3	Aitemad Growth Fund		1,172.12	1,398.41	19.306%
4	Pension Fund		256.15	298.56	16.558%
5	Guaranteed Growth Fund		807.89	847.00	4.841%
6	Takaful Growth Fund		974.18	1,081.18	10.9842%



 Director Director Managing Director & Chief Executive Chairman